



Universal drives with mechanical limit switching

C-plug

P4-M04a

R8-M04a ... R50-M04a

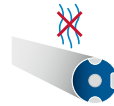
L60-M04a ... L110-M04a

Suitable for use for:

- Roller shutters
- Open and semi-open articulated-arm awnings
- Cassette awnings
- Drop-arm awnings
- Markisolettes
- ZIP screens
- Conservatory awnings
- Guided and unguided screens
- Horizontal screens
- Flouncies
- Insect protection
- Inside screens
- Projection screen



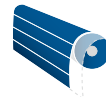
Highlight: Drive cable, ring and drive adapter can be mounted/disassembled without screws



Motor protected against overheating



Mechanical limit switching



Motor head can be overwrapped

Technical data	Item number with bracket	Item number without bracket	Torque (Nm)	Speed (rpm)	Limit switch range (revolutions)	Nominal current (A)	Power consumption (W)	Connecting cable (m)
P4-30-M04a		2009 110 109 0	4	30	38	0,45	110	*
R8-17-M04a	2010 110 105 0		8	17	38	0.45	100	*
R12-17-M04a	2010 110 107 0		12	17	38	0.5	120	*
R15-17-M04a	2015 110 101 0		15	17	38	0.55	135	*
R20-17-M04a	2020 110 106 0		20	17	38	0.7	160	*
R30-17-M04a	2030 110 104 0		30	17	38	0.95	210	*
R40-17-M04a	2040 110 103 0		40	17	38	1.1	260	*
R50-11-M04a	2050 110 104 0		50	11	38	1	240	*
L60-11-M04a	2060 110 102 0		60	11	36	1.05	250	*
L80-11-M04a	2080 110 102 0		80	11	36	1.3	310	*
L110-11-M04a	2120 110 101 0		100	11	36	1.95	450	*

Rated voltage: 240 V/AC/50 Hz **Operating mode:** S2 4 min **Degree of protection:** IP44

* C-plug connecting cables are available in various versions and lengths, and are to be ordered separately (cf. table on page 38)



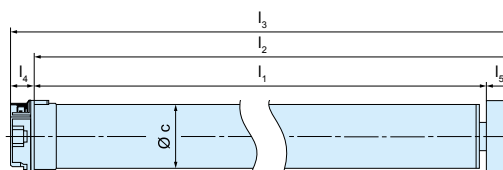
Suitable for left and right installation



Classic limit position adjustment by means of setting tools



Dimensions (in mm)	l_1	l_2	l_3	l_4	l_5^{**}	dia. c
P4-30-M04a	538	555 ¹	568 ¹	13	17 ¹	35
R8-17-M04a	414	454 ²	471 ²	17	40 ²	45
R12-17-M04a	414	454 ²	471 ²	17	40 ²	45
R15-17-M04a	428	468 ²	485 ²	17	40 ²	45
R20-17-M04a	443	483 ²	500 ²	17	40 ²	45
R30-17-M04a	568	608 ²	625 ²	17	40 ²	45
R40-17-M04a	588	628 ²	645 ²	17	40 ²	45
R50-11-M04a	588	628 ²	645 ²	17	40 ²	45
L60-11-M04a	673,5	703,5 ³	723,5 ³	20	30 ³	58
L80-11-M04a	673,5	703,5 ³	723,5 ³	20	30 ³	58
L110-11-M04a	673,5	703,5 ³	723,5 ³	20	30 ³	58



¹ Drive adapter width of S40 (4930 300 083 0) page 92; selection of a different drive adapter will change dimensions l_2 , l_3 and l_5

² Drive adapter width of S60L (4930 300 466 0) page 92; selection of a different drive adapter will change dimensions l_2 , l_3 and l_5

³ Drive adapter width of SM70 (4931 300 080 0) page 92; selection of a different drive adapter will change dimensions l_2 , l_3 and l_5



BECKER

DRIVES

CONTROL UNITS

ELECTRICAL
ACCESSORIES

MECHANICAL
ACCESSORIES

APPENDIX