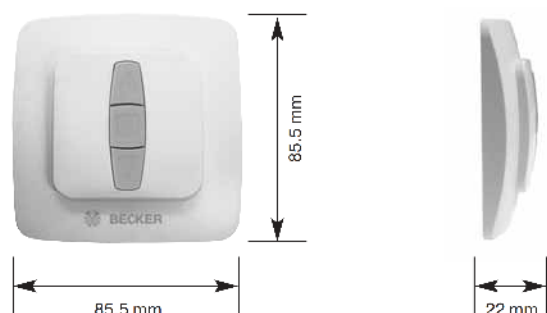


1-channel wall-mounted transmitter

Centronic EasyControl EC311A



1-channel wall-mounted transmitter used to control radio-controlled drives and radio receiver



Alpine, Item No.

4034 000 908 0

Highlights

- Interference-immune radio frequency
- Separate buttons for Up/Stop/Down command
- Simple installation
- Programmable intermediate position
- Individual, group and central control

Key Features

State-of-the-art technology with interference-immune radio frequency

Large operating range
Interference-immune operation in living areas

Easy battery change

Battery can be changed without tools and without opening the housing

Intermediate positions

Added comfort due to easy adjustment to sunshade positions

Universal use

Can be used as an individual, group or central control for roller shutter and sun protection drives
Reduced stock requirements

Alternating code in transmission protocol

Protection from unauthorised copying of transmission data
High system security offers protection from unauthorised use

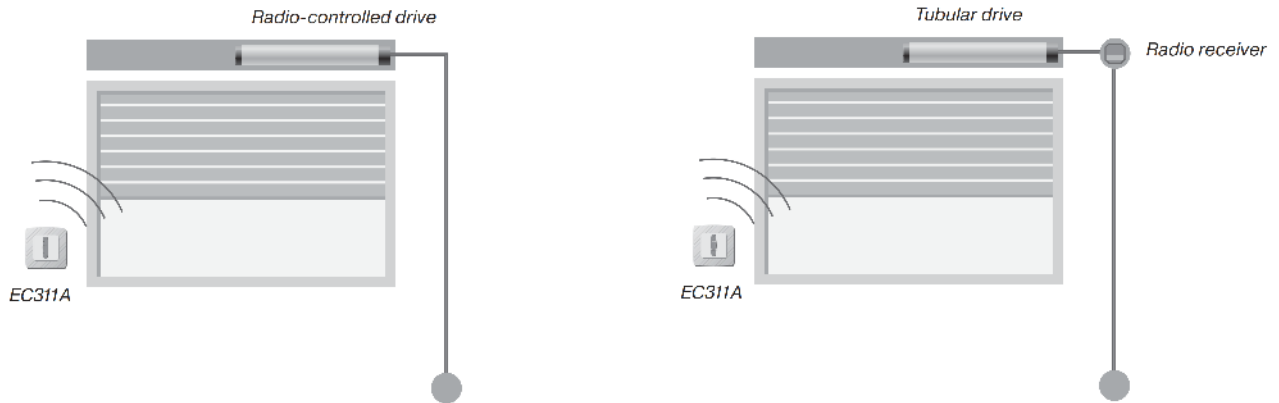
Technical data

Nominal voltage	3 V DC
Battery type	CR 2032
Protection class	IP 20
Permissible ambient temperature	-10 to +55 °C
Radio frequency	915,3 MHz
Type of installation	surface-mounted
Colour	alpine white



Compliance with
Electromagnetic
Standards

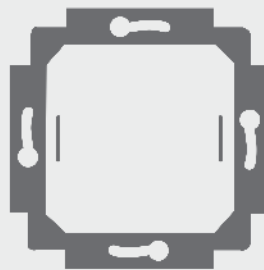
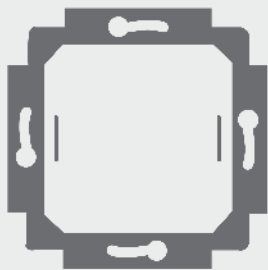
Functional principle - Example of electrical connection



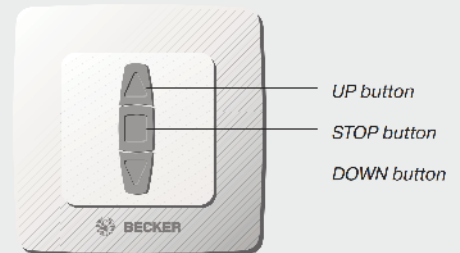
Installation

1. Attach wall holder for wall-mounted transmitter to the wall using 2 screws

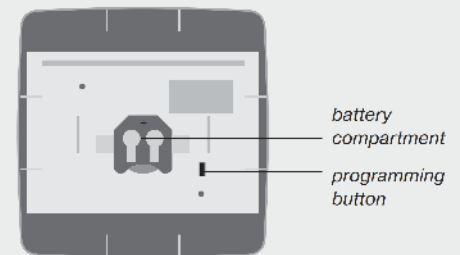
2. Clip on wall-mounted transmitter from above



It's that easy



Back



Programming transmitter in receiver

- Put receiver into programming mode by switching on the power supply
- Press programming button until receiver acknowledges action

